

Ø 315 mm, FORWARD CURVED

AC CENTRIFUGAL FAN



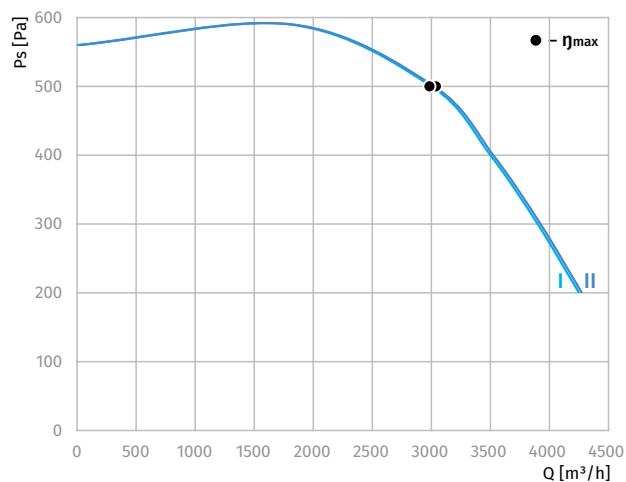
Features

- Impeller material: galvanized steel
- Direction of rotation: clockwise, seen on rotor
- Type of protection: IP54
- Insulation class: F
- Mode of operation: continuous operation (S1)
- Bearing: ball bearings
- Motor protection: self-resetting TOP wired internally

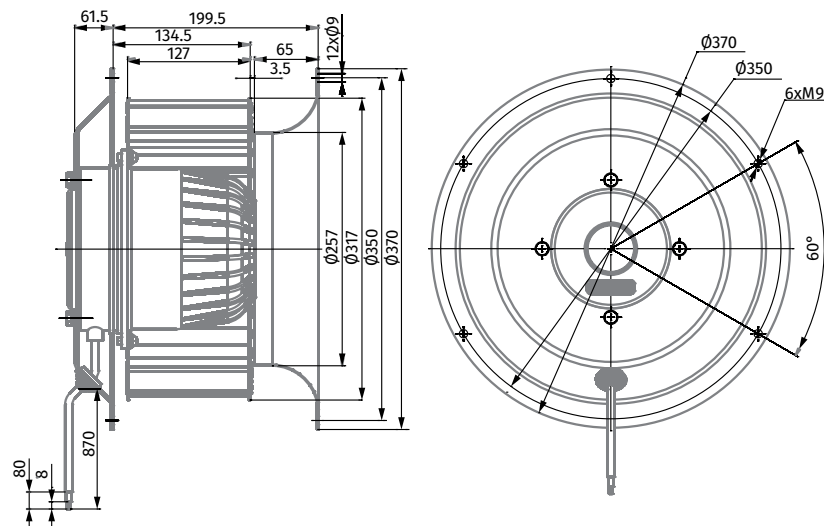


Technical data

| Model | Perform. curve | Nominal voltage [VAC] | Frequency [Hz] | Speed [RPM] | Power input max [W] | Current max [A] | Sound pres. level [dB(A)] | Perm. amb. temp. [°C] | Capacitor [µF/VDB] | Electrical connection |
|--------------------|----------------|-----------------------|----------------|-------------|---------------------|-----------------|---------------------------|-----------------------|--------------------|-----------------------|
| BL-F315A-4E-R01-01 | I | 230 | 50 | 1360 | 2300 | 10.0 | 75 | -25 ... +40 | 50.0/450 | A |
| BL-F315A-4D-Q01-01 | II | 230 | 50 | 1360 | 2200 | 6.9 | 75 | -25 ... +60 | - | B1 |
| | | 400 | 50 | 1360 | 2200 | 4.0 | 75 | -25 ... +60 | - | B2 |



Overall Dimensions



Ø 315 MM, FORWARD CURVED

AC CENTRIFUGAL FAN



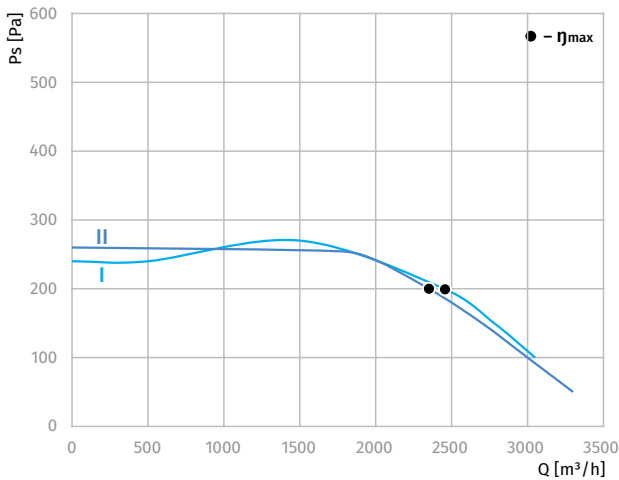
Features

- Impeller material: galvanized steel
- Direction of rotation: clockwise, seen on rotor
- Type of protection: IP54
- Insulation class: F
- Mode of operation: continuous operation (S1)
- Bearing: ball bearings
- Motor protection: self-resetting TOP wired internally

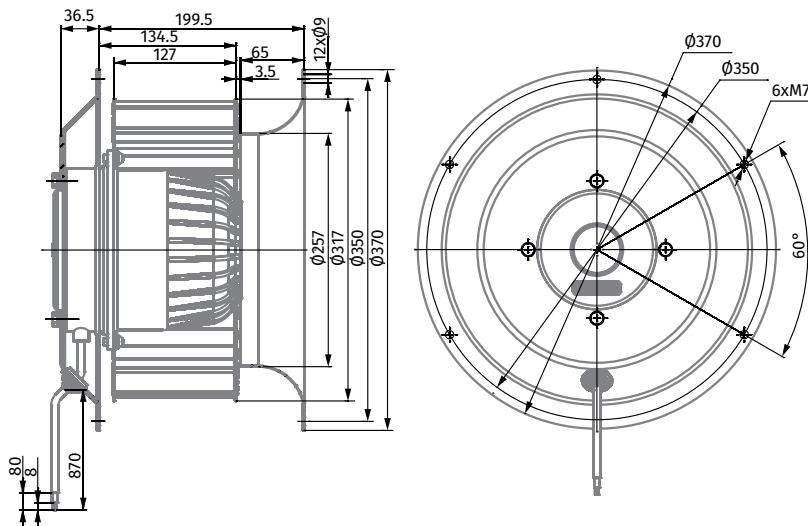


Technical data

| Model | Perform. curve | Nominal voltage [VAC] | Frequency [Hz] | Speed [RPM] | Power input max [W] | Current max [A] | Sound pres. level [dB(A)] | Perm. amb. temp. [°C] | Capacitor [µF/VDB] | Electrical connection |
|--------------------|----------------|-----------------------|----------------|-------------|---------------------|-----------------|---------------------------|-----------------------|--------------------|-----------------------|
| BL-F315A-6E-Q01-01 | I | 230 | 50 | 870 | 720 | 3.6 | 74 | -25 ... +70 | 12.0/450 | A |
| BL-F315A-6D-M01-01 | II | 230 | 50 | 940 | 780 | 2.6 | 74 | -25 ... +80 | - | B1 |
| | | 400 | 50 | 940 | 780 | 1.5 | 74 | -25 ... +80 | - | B2 |



Overall Dimensions



AC AXIAL FANS

BACKWARD CURVED AC CENTRIFUGAL FANS

BACKWARD CURVED EC CENTRIFUGAL FANS

FORWARD CURVED AC CENTRIFUGAL FANS

FORWARD CURVED EC CENTRIFUGAL FANS

AC BLOWERS

EC BLOWERS

AC MOTORS