



Slim 100
Slim 125
Slim 150

Use

- Extract fans

Application

- Residential premises
- Flats, cottages
- Offices
- Utility spaces
- Trade premises
- Restaurants
- Health care facilities
- Child care facilities

Features

- Specialty designed for extract ventilation
- Wall and ceiling mounting
- Easy installation and maintenance
- Continuous operation
- Backdraft damper
- Ball bearing motor

Options

Pull-cord switch

Pull-cord switch

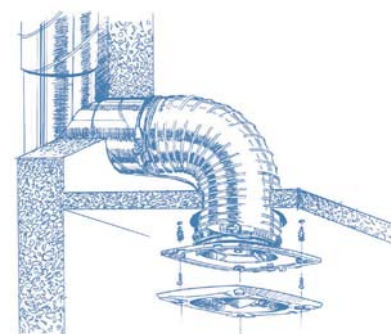
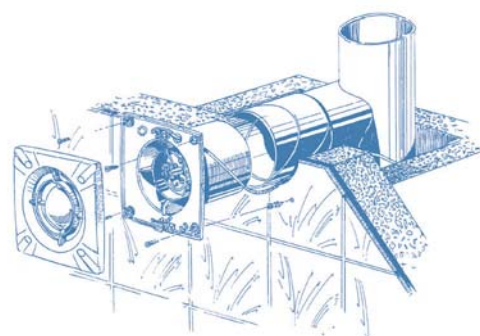
Timer

- Turn-off delay adjustable from 2 to 30 min

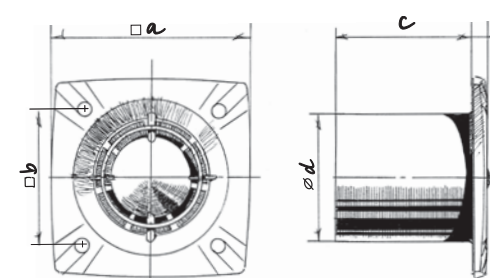
Humidity sensor

- Humidity setpoint adjustable from 60 % up to 90 %.
- Turn-off delay adjustable from 2 to 30 min

Model	Pull-cord switch	Turn-off delay timer	Humidity sensor
Slim 100			
100 S	●		
100 T		●	
100 ST	●	●	
100 H		●	●
100 SH	●	●	●
Slim 125			
125 S	●		
125 T		●	
125 ST	●	●	
125 H		●	●
125 SH	●	●	●
Slim 150			
150 S	●		
150 T		●	
150 ST	●	●	
150 H		●	●
150 SH	●	●	●

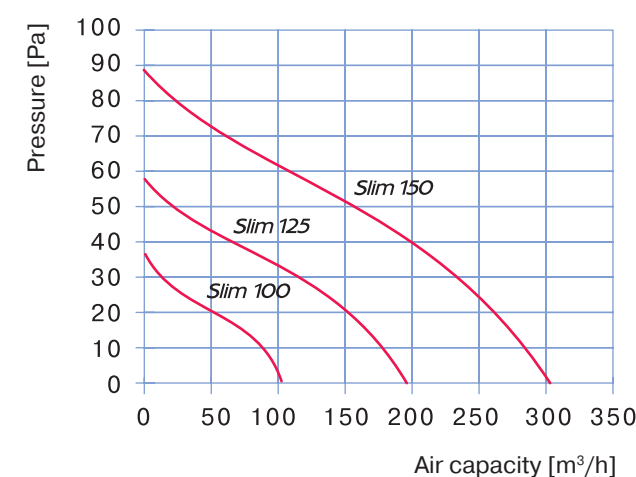


Overall and mounting dimensions



Model	Dimensions [mm]				
	a	b	c	d	e
Slim 100	150	120	111	100	15,7
Slim 125	176	140	115	125	14,5
Slim 150	205	165	134	150	16

Technical data



Parameters	Slim 100	Slim 125	Slim 150
Voltage [V]	220-240	220-240	220-240
Power [W]	14	16	24
Air capacity [m³/h]	105	190	305
Sound pressure level at 3 m [dB(A)]	33	34	37
RPM [min ⁻¹]	2300	2400	2400



Packing

