

Ø 560 mm, BACKWARD CURVED

AC CENTRIFUGAL FAN



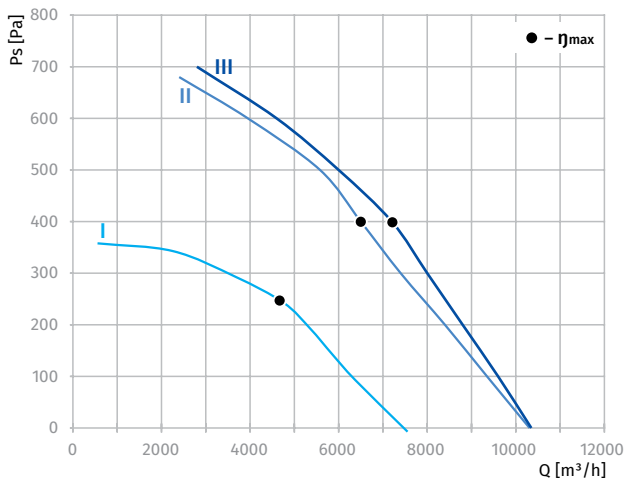
Features

- **Impeller material:** sheet aluminium
- **Direction of rotation:** clockwise, seen on rotor
- **Type of protection:** IP54
- **Insulation class:** F
- **Mode of operation:** continuous operation (S1)
- **Bearing:** ball bearings
- **Motor protection:** self-resetting TOP wired internally

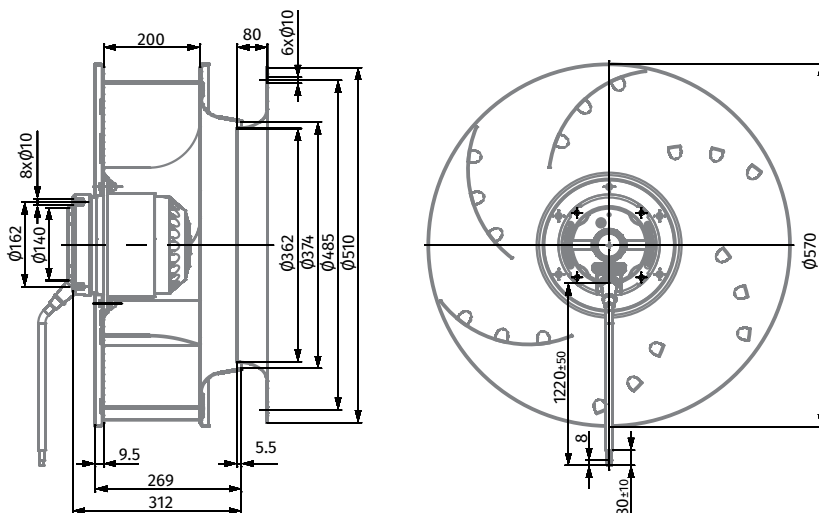


Technical data

Model	Perform. curve	Nominal voltage [VAC]	Frequency [Hz]	Speed [RPM]	Power input max [W]	Current max [A]	Sound pres. level [dB(A)]	Perm. amb. temp. [°C]	Capacitor [µF/VDB]	Electrical connection
BL-B560A-6E-Q01-01	I	230	50	900	700	3.1	69	-25 ... +50	19.0/450	A
BL-B560A-4D-S01-01	II	230	50	1250	1800	3.2	79	-25 ... +40	-	B1
		400	50	860	960	1.8	79	-25 ... +40	-	B2
BL-B560A-4D-S02-01	III	230	50	1250	2200	6.5	79	-25 ... +45	-	B1
		400	50	1250	2200	3.7	79	-25 ... +45	-	B2



Overall Dimensions



AC AXIAL FANS

BACKWARD CURVED AC CENTRIFUGAL FANS

BACKWARD CURVED EC CENTRIFUGAL FANS

FORWARD CURVED AC CENTRIFUGAL FANS

FORWARD CURVED EC CENTRIFUGAL FANS

AC BLOWERS

EC BLOWERS

AC MOTORS

Ø 560 mm, BACKWARD CURVED

AC CENTRIFUGAL FAN



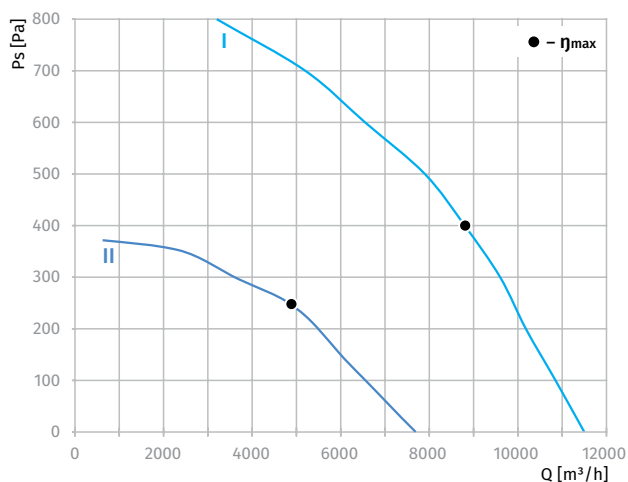
Features

- **Impeller material:** sheet aluminium
- **Direction of rotation:** clockwise, seen on rotor
- **Type of protection:** IP54
- **Insulation class:** F
- **Mode of operation:** continuous operation (S1)
- **Bearing:** ball bearings
- **Motor protection:** self-resetting TOP wired internally



Technical data

Model	Perform. curve	Nominal voltage [VAC]	Frequency [Hz]	Speed [RPM]	Power input max [W]	Current max [A]	Sound pres. level [dB(A)]	Perm. amb. temp. [°C]	Capacitor [µF/VDB]	Electrical connection
BL-B560A-4D-S03-01	I	400	50	1325	2300	3.70	81	-25 ... +50	-	B1
BL-B560A-6D-R01-01	II	230	50	870	780	2.69	69	-25 ... +50	-	B1
		400	50	870	780	1.55	69	-25 ... +50	-	B2



Overall Dimensions

