



Inline centrifugal fans

Centro-MZ

Air capacity – up to 1540 m³/h



Use

- Supply and exhaust ventilation systems installed in various premises.
- The best solution both for humid indoor premises and outside areas
- Compatible with Ø 100 up to 315 mm round air ducts.

Design

- Galvanized steel casing.
- Aerodynamically shaped casing.
- External terminal block for power supply.

Motor

- Single-phase external rotor motor with a centrifugal impeller with backward curved blades.
- Equipped with ball bearings for longer service life.
- Integrated thermal protection with automatic restart.
- Dynamically balanced turbine.
- For ventilation of premises with high requirements to noise level low-noise modifications are available (**Centro-MZ L**).

Speed control

- Smooth speed control with an external thyristor controller or step speed control with an external auto transformer (both available upon separate order).

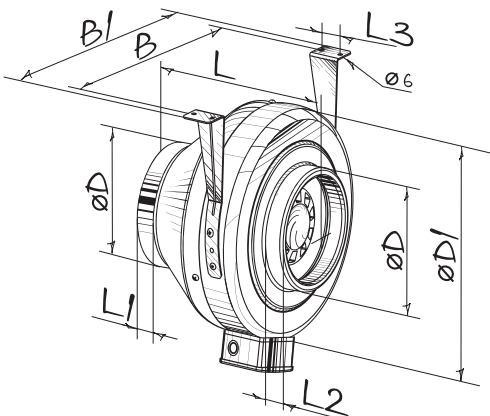
Mounting

- Any mounting position.
- Wall or ceiling mounting with fixing brackets supplied as a standard.
- Flexible air ducts are fixed on fan spigots with clamps.

Modifications and options





- max** – high-powered motor.
- L** – low-powered motor.
- W** – the fan is equipped with a power cord and a socket or plug (**W1**).

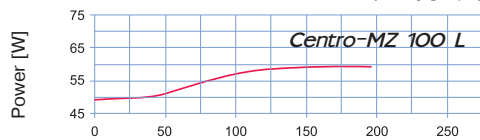
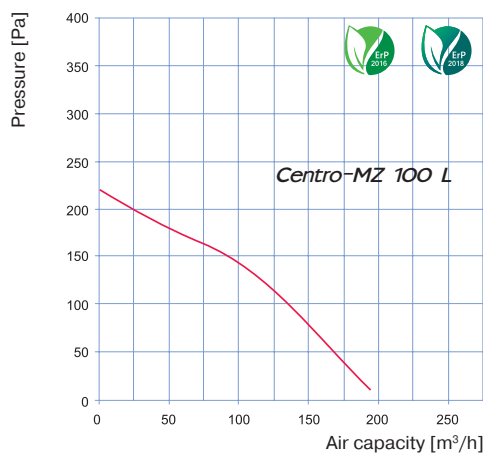
Overall dimensions



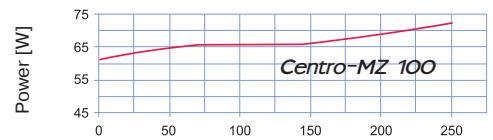
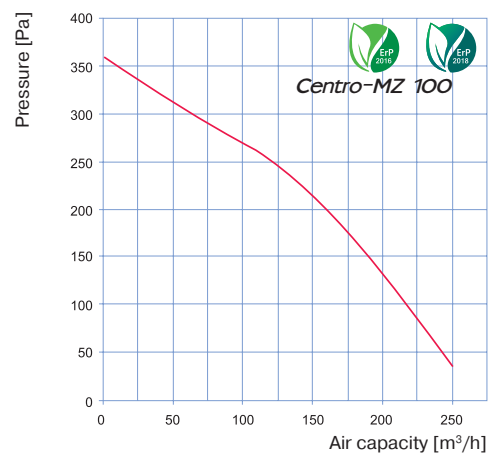
Type	Dimensions [mm]								Weight [kg]
	øD	øD1	B	B1	L	L1	L2	L3	
Centro-MZ 100 L	98	237	253	293	202	23	22	30	3.16
Centro-MZ 100	98	237	253	293	202	23	22	30	3.16
Centro-MZ 125 L	123	237	253	293	202	23	22	30	3.16
Centro-MZ 125	123	237	253	293	202	23	22	30	3.16
Centro-MZ 150	148	278	294	334	200	25	23	30	3.42
Centro-MZ 160	158	278	294	334	200	25	23	30	3.44
Centro-MZ 200 L	198	332	340	380	245	25	29	40	5.43
Centro-MZ 200	198	332	340	380	245	25	29	40	5.43
Centro-MZ 250 L	249	332	340	380	213	25	29	40	5.25
Centro-MZ 250	249	332	340	380	213	25	29	40	5.25
Centro-MZ 315 L	313	402	410	450	308	33	55	40	6.57
Centro-MZ 315	313	402	410	450	308	33	55	40	6.57

Specifications

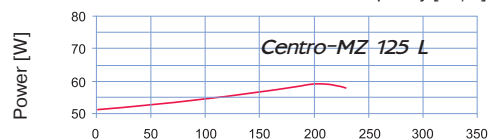
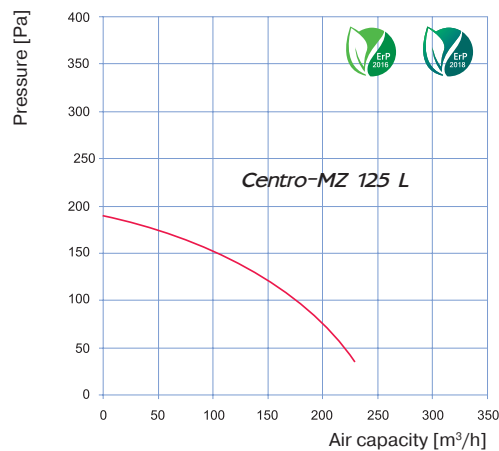
Parameters	Centro-MZ 100 L 	Centro-MZ 100 	Centro-MZ 125 L 	Centro-MZ 125 
Voltage [V / 50 Hz]	230	230	230	230
Power [W]	60	72	60	78
Current [A]	0.37	0.32	0.37	0.34
Maximum air capacity [m ³ /h]	195	250	230	330
RPM [min ⁻¹]	2670	2820	2605	2820
Sound pressure level at 3 m distance [dBA]	35	46	35	46
Max. operating temperature [°C]	-25 +55	-25 +55	-25 +55	-25 +55
SEC class	C			
Ingress protection rating	IPX4	IPX4	IPX4	IPX4



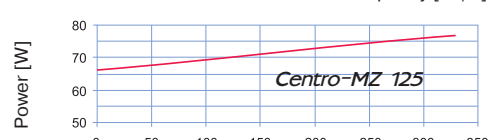
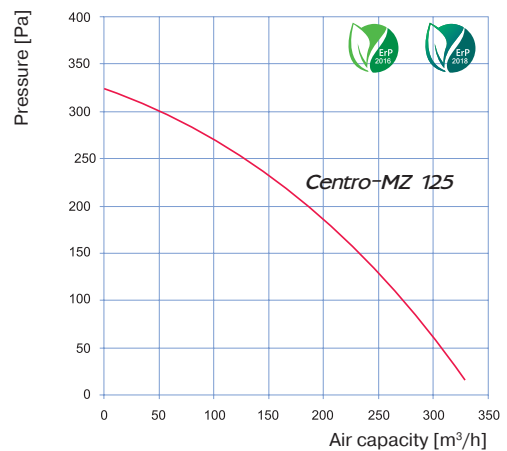
Sound-power level	Octave-frequency band [Hz]								
	Gen	63	125	250	500	1000	2000	4000	8000
L _{WA} to inlet, [dBA]	63	51	57	56	57	51	46	40	29
L _{WA} to outlet, [dBA]	65	54	62	58	61	57	50	45	33
L _{WA} to environment, [dBA]	55	19	14	21	34	42	41	29	17



Sound-power level	Octave-frequency band [Hz]								
	Gen	63	125	250	500	1000	2000	4000	8000
L _{WA} to inlet, [dBA]	72	47	67	68	67	60	54	53	42
L _{WA} to outlet, [dBA]	73	56	67	72	66	63	58	57	42
L _{WA} to environment, [dBA]	64	43	60	57	41	24	6	17	24







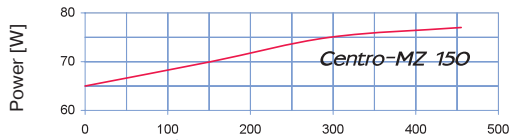
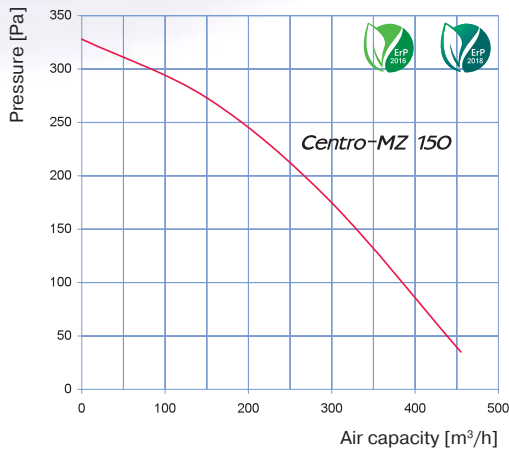
Sound-power level	Octave-frequency band [Hz]								
	Gen	63	125	250	500	1000	2000	4000	8000
L _{WA} to inlet, [dBA]	59	31	52	54	53	49	46	35	30
L _{WA} to outlet, [dBA]	61	35	53	56	60	51	49	35	34
L _{WA} to environment, [dBA]	64	46	60	59	43	33	15	30	28



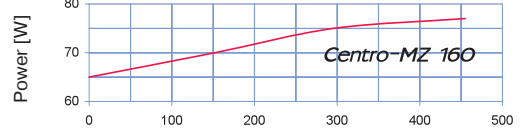
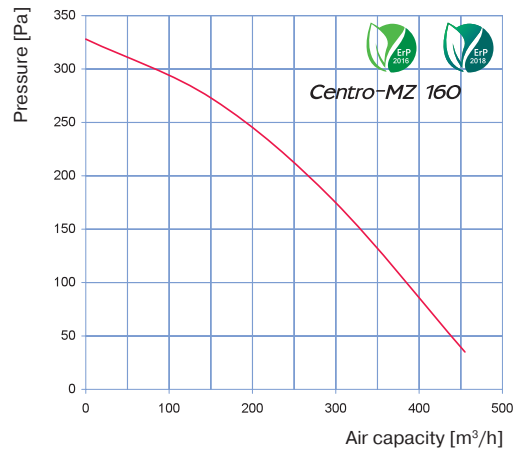
Sound-power level	Octave-frequency band [Hz]								
	Gen	63	125	250	500	1000	2000	4000	8000
L _{WA} to inlet, [dBA]	75	56	63	68	69	64	61	52	41
L _{WA} to outlet, [dBA]	75	58	71	74	72	65	65	56	47
L _{WA} to environment, [dBA]	64	52	64	59	48	36	23	30	27

Specifications

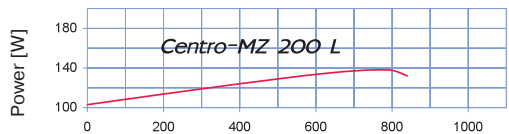
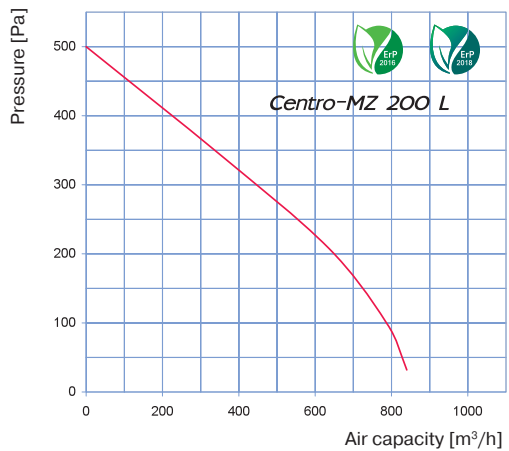
Parameters	Centro-MZ 150 	Centro-MZ 160 	Centro-MZ 200 L 	Centro-MZ 200 
Voltage [V / 50 Hz]	230	230	230	230
Power [W]	75	78	139	157
Current [A]	0.33	0.34	0.61	0.69
Maximum air capacity [m ³ /h]	455	455	840	1000
RPM [min ⁻¹]	2770	2760	2790	2740
Sound pressure level at 3 m distance [dBA]	46	46	48	50
Max. operating temperature [°C]	-25 +55	-25 +55	-25 +50	-25 +45
SEC class	B			
Ingress protection rating	IPX4	IPX4	IPX4	IPX4



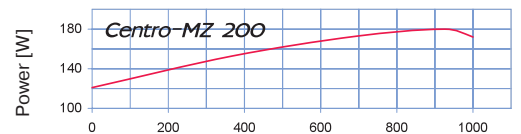
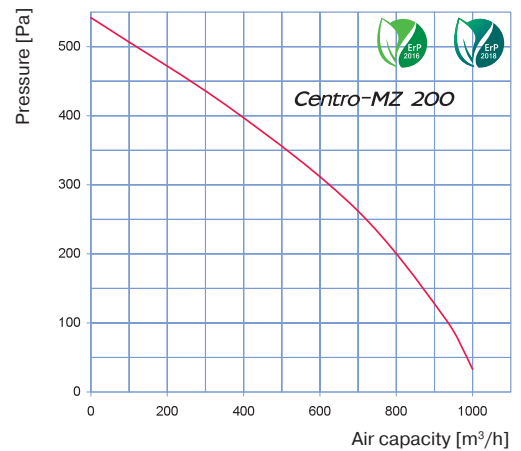
Sound-power level	Octave-frequency band [Hz]								
	Gen	63	125	250	500	1000	2000	4000	8000
L _{WA} to inlet, [dBA]	72	42	65	64	64	61	60	48	38
L _{WA} to outlet, [dBA]	73	47	68	66	69	64	59	47	41
L _{WA} to environment, [dBA]	63	41	59	54	37	18	17	29	22



Sound-power level	Octave-frequency band [Hz]								
	Gen	63	125	250	500	1000	2000	4000	8000
L _{WA} to inlet, [dBA]	69	42	67	66	63	61	58	48	35
L _{WA} to outlet, [dBA]	72	46	69	65	68	64	63	50	40
L _{WA} to environment, [dBA]	60	41	60	53	36	20	18	30	24







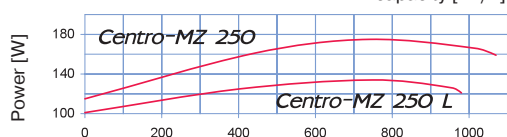
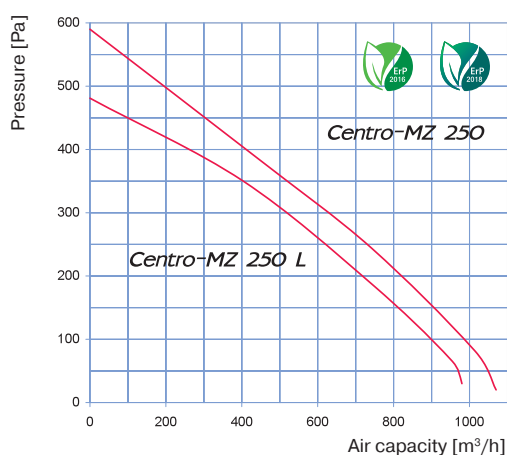
Sound-power level	Octave-frequency band [Hz]								
	Gen	63	125	250	500	1000	2000	4000	8000
L _{WA} to inlet, [dBA]	76	47	68	65	70	67	59	58	50
L _{WA} to outlet, [dBA]	76	49	71	69	72	63	63	60	53
L _{WA} to environment, [dBA]	64	46	61	57	48	32	27	48	42



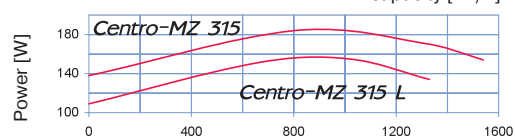
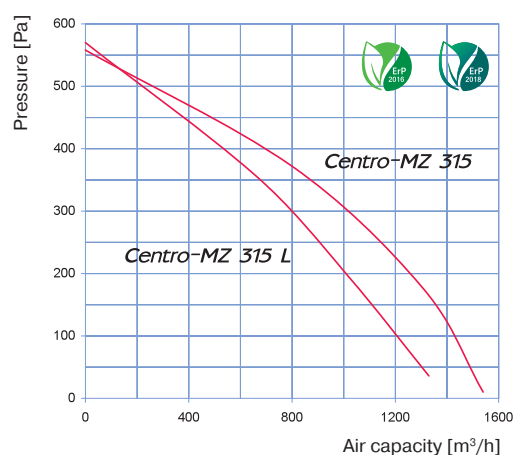
Sound-power level	Octave-frequency band [Hz]								
	Gen	63	125	250	500	1000	2000	4000	8000
L _{WA} to inlet, [dBA]	73	51	66	68	71	67	64	58	52
L _{WA} to outlet, [dBA]	79	51	73	69	74	67	65	60	50
L _{WA} to environment, [dBA]	68	47	64	64	46	32	30	44	42

Specifications

Parameters	Centro-MZ 250 L 	Centro-MZ 250 	Centro-MZ 315 L 	Centro-MZ 315 
Voltage [V / 50 Hz]	230	230	230	230
Power [W]	134	152	151	185
Current [A]	0.59	0.66	0.66	0.81
Maximum air capacity [m ³ /h]	980	1070	1330	1540
RPM [min ⁻¹]	2785	2765	2680	2730
Sound pressure level at 3 m distance [dBA]	51	52	52	53
Max. operating temperature [°C]	-25 +50	-25 +50	-25 +50	-25 +45
SEC class	B		-	-
Ingress protection rating	IPX4	IPX4	IPX4	IPX4



Sound-power level	Octave-frequency band [Hz]								
	Gen	63	125	250	500	1000	2000	4000	8000
Centro-M 250 L									
L _{WA} to inlet, [dBA]	69	46	59	61	65	62	58	60	54
L _{WA} to outlet, [dBA]	74	49	59	63	66	67	62	64	56
L _{WA} to environment, [dBA]	60	42	54	54	44	37	37	52	45
Centro-M 250									
L _{WA} to inlet, [dBA]	75	60	66	67	67	67	63	56	45
L _{WA} to outlet, [dBA]	76	60	73	71	69	65	66	59	46
L _{WA} to environment, [dBA]	65	58	62	60	47	43	40	47	36



Sound-power level	Octave-frequency band [Hz]								
	Gen	63	125	250	500	1000	2000	4000	8000
Centro-M 315 L									
L _{WA} to inlet, [dBA]	70	35	53	61	65	67	61	58	56
L _{WA} to outlet, [dBA]	74	41	54	64	73	70	65	62	60
L _{WA} to environment, [dBA]	59	35	49	53	50	46	51	50	50
Centro-M 315									
L _{WA} to inlet, [dBA]	77	53	66	71	69	68	66	63	60
L _{WA} to outlet, [dBA]	78	58	71	74	72	71	71	63	63
L _{WA} to environment, [dBA]	70	55	66	61	57	48	54	56	51