

## Sound-insulated centrifugal fans

# Iso

Air capacity – up to 2140 m<sup>3</sup>/h



### ■ Use

- ❑ Supply and exhaust ventilation systems installed in premises with high requirements to the noise level.
- ❑ Compatible with Ø 100 up to 315 mm round air ducts.

### ■ Design

- ❑ Aluzinc casing internally filled with thermal and sound-insulating layer of foamed polystyrene.
- ❑ Connecting spigots are equipped with rubber seals.
- ❑ The fan is equipped with a power cord for standard size 100-250 or a terminal block for standard size 315.

### ■ Motor

- ❑ Two- or four-pole asynchronous motor with external rotor and centrifugal impeller with forward curved blades.
- ❑ Equipped with ball bearings for longer service life.
- ❑ Integrated thermal protection with automatic restart.
- ❑ Dynamically balanced turbine.

### ■ Speed control

- ❑ Smooth speed control with an external thyristor controller or step speed control with an external auto transformer (both available upon separate order).

### ■ Mounting

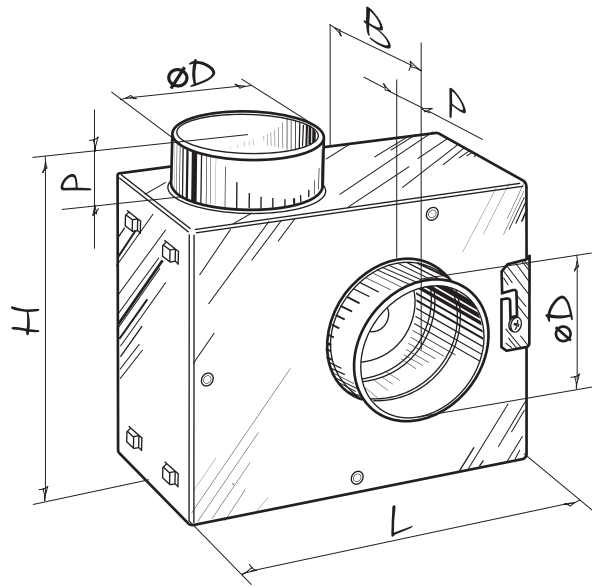
- ❑ Mounting in any position.
- ❑ Fixed to wall or ceiling with a fixing bracket supplied as a standard.
- ❑ Flexible air ducts are fixed on fan spigots with clamps.

### ■ Modifications and options


- ❑ **G** – temperature and speed controller with external temperature sensor fixed on 4 m cable. The fan is equipped with a power cord with a socket or a plug (**G1**).
- ❑ **GI** – temperature and speed controller with a sensor built into the fan casing. The fan is equipped with a power cord with a socket or plug (**GI1**). G and GI options are used for automatic speed control depending on indoor temperature. The best ventilation solution for the premises requiring permanent temperature control as greenhouses, orangeries, etc.
- ❑ **W** – the fan is equipped with a power cord and a socket or plug (**W1**).

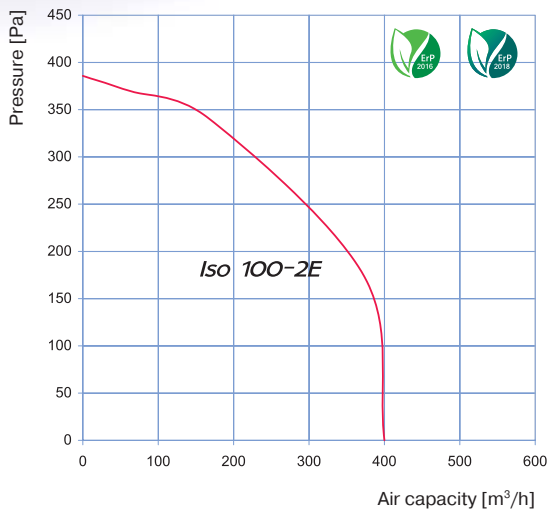
■ Overall dimensions

Type	Dimensions [mm]					Weight [kg]
	∅D	B	H	L	P	
Iso 100-2E	99	184	308	310	48	4.22
Iso 125-2E	123	204	308	310	48	4.57
Iso 150-2E	148	231	343	358	48	6.28
Iso 160-2E	158	231	343	358	48	6.28
Iso 200-4E	198	282	408	445	48	8.25
Iso 250-4E	248	330	500	525	48	10.50
Iso 315-4E	314	392	495	535	48	17.0

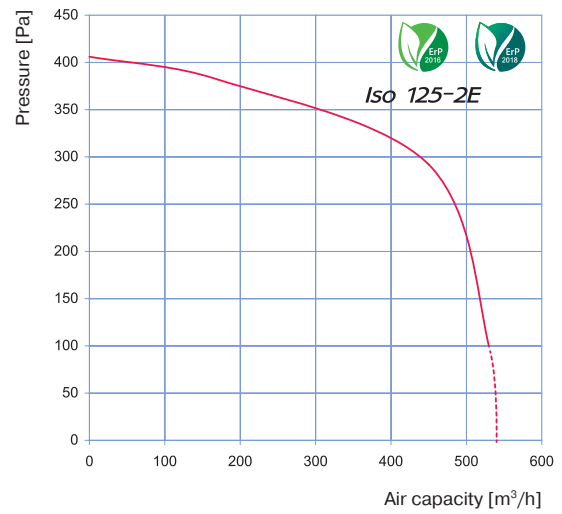


## Specifications

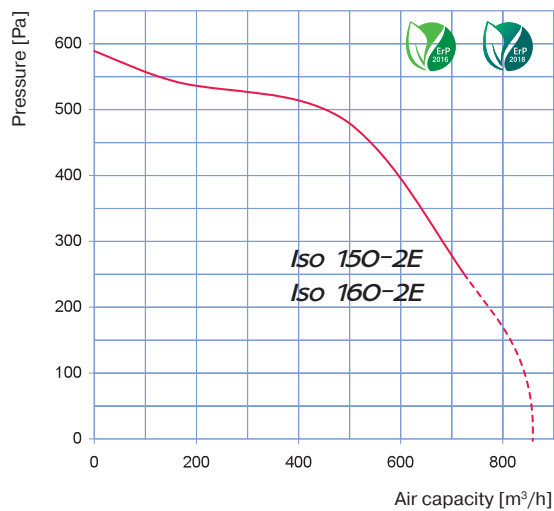
Parameters	Iso 100-2E 	Iso 125-2E 	Iso 150-2E 	Iso 160-2E 
	Voltage [V / 50 Hz]	230	230	230
Power [W]	115	120	260	260
Current [A]	0.51	0.52	1.16	1.16
Maximum air capacity [m <sup>3</sup> /h]	400	530	730	730
RPM [min <sup>-1</sup> ]	2650	2650	2600	2600
Sound pressure level at 3 m distance [dBA]	36.1	38.3	39.4	37.9
Max. operating temperature [°C]	-25 +40	-25 +40	-25 +40	-25 +40
SEC class	C			
Ingress protection rating	IPX4	IPX4	IPX4	IPX4



Sound-power level	Octave-frequency band [Hz]								
	Gen	63	125	250	500	1000	2000	4000	8000
L <sub>WA</sub> to inlet, [dBA]	47	44	41	42	37	35	35	30	29
L <sub>WA</sub> to outlet, [dBA]	50	45	41	41	37	35	31	30	28
L <sub>WA</sub> to environment, [dBA]	43	39	36	37	31	30	28	25	22



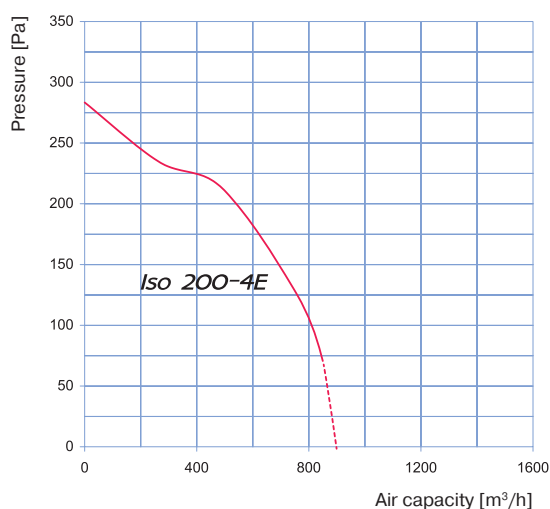
Sound-power level	Octave-frequency band [Hz]								
	Gen	63	125	250	500	1000	2000	4000	8000
L <sub>WA</sub> to inlet, [dBA]	48	45	44	46	37	39	33	30	25
L <sub>WA</sub> to outlet, [dBA]	50	45	43	47	39	39	33	29	27
L <sub>WA</sub> to environment, [dBA]	45	40	39	41	34	33	27	23	22



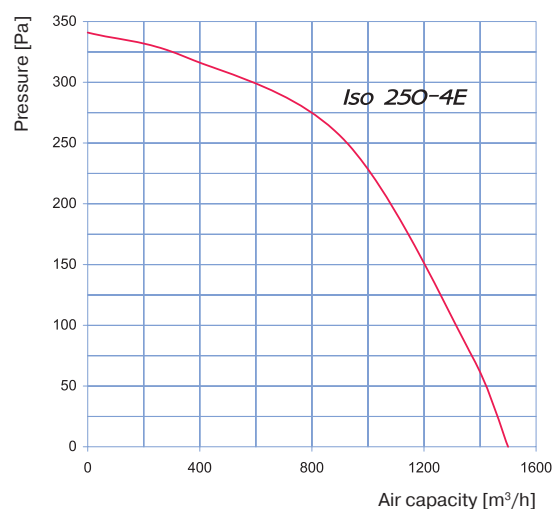
Sound-power level	Octave-frequency band [Hz]								
	Gen	63	125	250	500	1000	2000	4000	8000
<b>Iso 150-2E</b>									
L <sub>WA</sub> to inlet, [dBA]	55	42	52	50	40	35	28	25	21
L <sub>WA</sub> to outlet, [dBA]	55	43	51	48	40	34	29	23	23
L <sub>WA</sub> to environment, [dBA]	50	39	48	44	35	30	25	20	17
<b>Iso 160-2E</b>									
L <sub>WA</sub> to inlet, [dBA]	56	44	51	48	38	33	29	24	22
L <sub>WA</sub> to outlet, [dBA]	54	42	51	50	37	31	30	25	25
L <sub>WA</sub> to environment, [dBA]	49	37	47	43	34	28	25	20	18

## Specifications

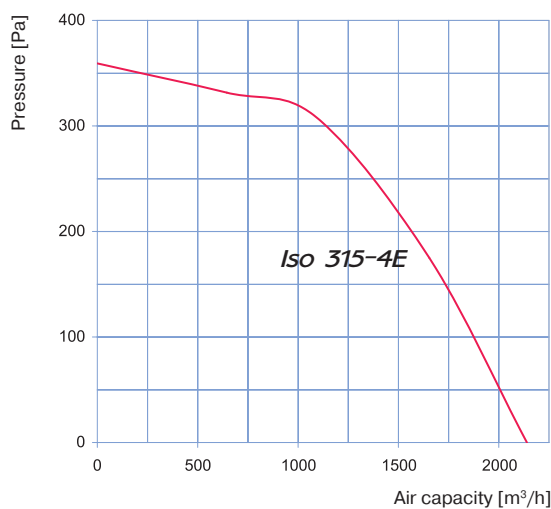
Parameters	Iso 200-4E	Iso 250-4E	Iso 315-4E
Voltage [V / 50 Hz]	230	230	230
Power [W]	110	395	570
Current [A]	0.45	1.98	2.48
Maximum air capacity [m <sup>3</sup> /h]	850	1500	2140
RPM [min <sup>-1</sup> ]	1300	1330	1325
Sound pressure level at 3 m distance [dBA]	29.1	35.5	43.7
Max. operating temperature [°C]	-25 +40	-25 +40	-40 +55
Ingress protection rating	IPX4	IPX4	IPX4



Sound-power level	Octave-frequency band [Hz]								
	Gen	63	125	250	500	1000	2000	4000	8000
L <sub>WA</sub> to inlet, [dBA]	43	39	38	38	31	29	20	17	14
L <sub>WA</sub> to outlet, [dBA]	43	36	38	34	34	27	23	18	18
L <sub>WA</sub> to environment, [dBA]	38	33	35	31	27	22	16	13	11



Sound-power level	Octave-frequency band [Hz]								
	Gen	63	125	250	500	1000	2000	4000	8000
L <sub>WA</sub> to inlet, [dBA]	44	41	43	40	32	24	27	24	21
L <sub>WA</sub> to outlet, [dBA]	46	41	45	38	32	26	29	22	18
L <sub>WA</sub> to environment, [dBA]	41	35	38	33	27	21	24	18	15



Sound-power level	Octave-frequency band [Hz]								
	Gen	63	125	250	500	1000	2000	4000	8000
L <sub>WA</sub> to inlet, [dBA]	45	41	42	39	29	25	25	27	25
L <sub>WA</sub> to outlet, [dBA]	48	43	46	40	35	26	30	20	19
L <sub>WA</sub> to environment, [dBA]	44	36	39	31	25	22	25	18	17